

MT4 NOTIFICATIONS

How to set up trades and margin calls and manage your risk using your MT4 mobile app

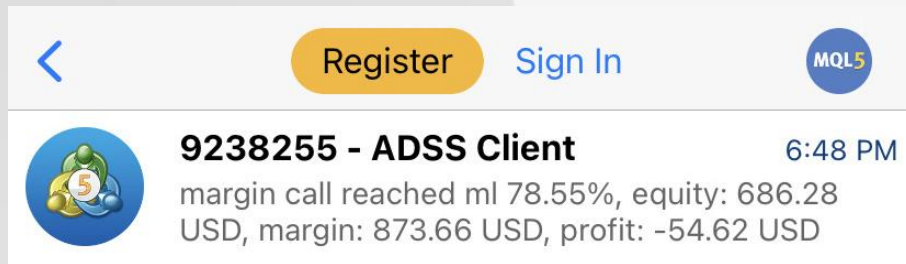
As a regulated broker, it's our responsibility to ensure you have every tool possible at your disposal to successfully manage your trades and navigate market volatility.

And there are several ways you can do this with MT4 via the mobile app – you can set push notifications for trade execution, funding activity and margin calls.

How it works

When it comes to margin calls we strongly recommend you switch on the required push notification. In the absence of any system errors or malfunctions, this ensures that we can immediately prompt you of a margin call if your equity drops below 80% of your margin requirement. Please note that this margin call warning will only be made once during any eight hour period and only the first time when your margin drops below 80%. You should enhance the monitoring of your account once you have received a margin call as this may indicate market volatility.

A typical margin call warning looks like this:



If you receive a margin call notification please immediately reduce your positions or transfer adequate margin to your account to cover your margin requirements as soon as possible. If your margin drops below the applicable stop-out threshold (which is usually set at 50%), our auto-close function will be triggered for your protection and some, if not all, of your positions may be closed by us. While we generally expect you to fund your account within 24 hours, in extreme market conditions auto-close may be triggered before your deposit is credited to your account.

Please note that under our Client Agreement with you it is your responsibility to monitor your account and maintain sufficient equity to meet your margin requirements at all times. We refer you to Clause 18 (*Margin*) of our Client Agreement, our Order Execution Policy and the Risk Warning.


In case you do not have the MT4 mobile application, we encourage you to download it from the Apple or Android store so you will start receiving notifications on your mobile. No push notifications will be sent to clients who do not install the mobile application.

Need more info? Contact our ADSS Trading Services Team on [+971 2 657 2414](tel:+97126572414) or you can send us an email to ts@adss.com.

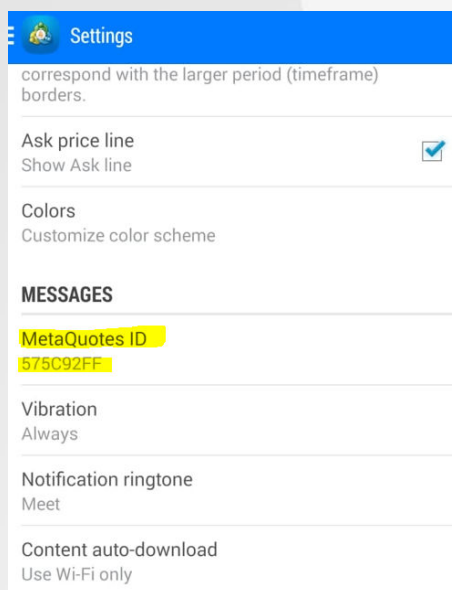
Step 1:

Login using your mobile to attain your MetaQuotes ID:

iPhone – Settings -> Chat and Messages



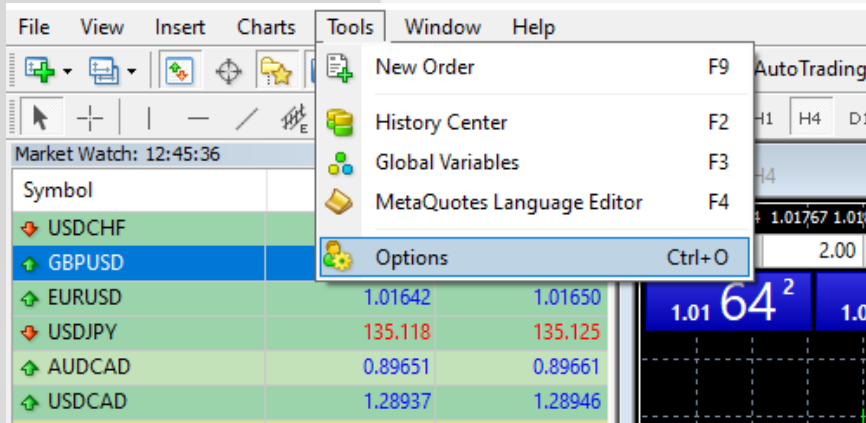
Android – Settings -> Messages



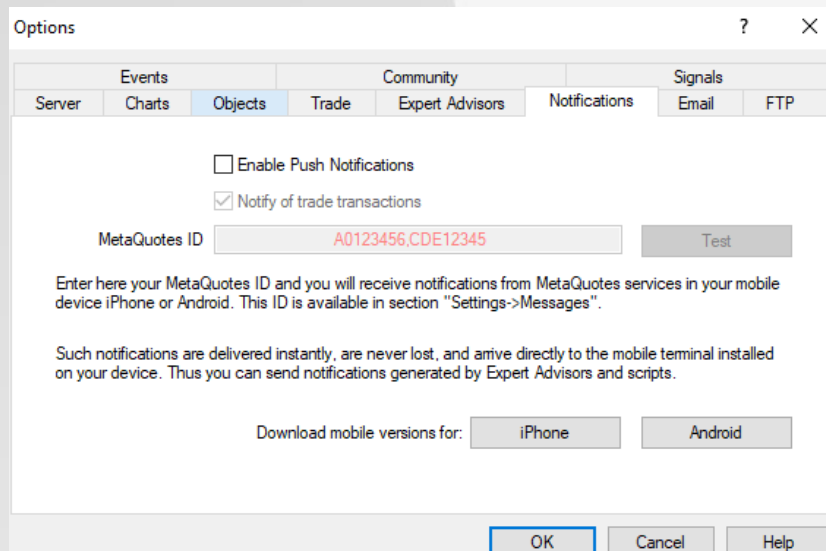
Step 2:

Move to your MT4 Desktop Terminal:

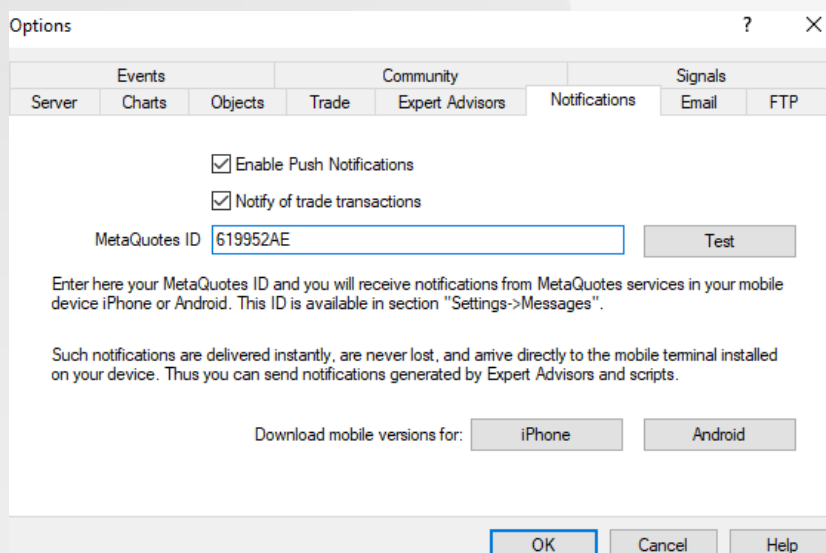
Under Tools -> Options:



Notifications:



Click on Enable Push Notifications and Notify of trade transactions by inputting the MetaQuotes ID obtained earlier through your phone and press OK:



Step 3:

Allow MT4 to send push notifications on your Android or iPhone through Settings on your device:

